



14,907 babies were born preterm in Georgia in 2024. Georgia ranks 45th of 52 (includes all states, DC, and Puerto Rico) for preterm birth with a rate of 11.8%.

Georgia has made significant improvement in low-risk Cesarean births since last year.

Georgia is currently implementing three of six supportive maternal and infant health initiatives included in this year's Report Card.

## The preterm birth rate in Georgia was **11.8%** in 2024, the same as the rate in 2023

**PRETERM  
BIRTH  
GRADE**

**F**

US RATE



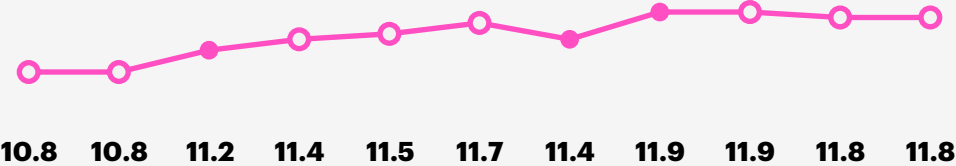
GA RATE



GA RANK



Percentage of live births born preterm



2014

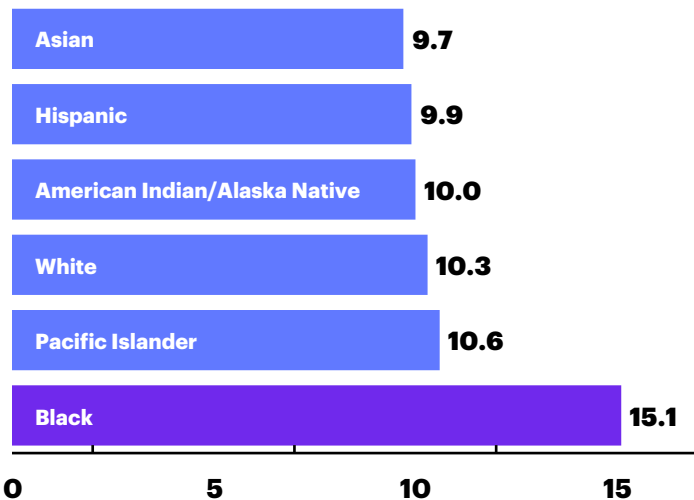
A solid dot indicates a statistically significant change from prior year

2024

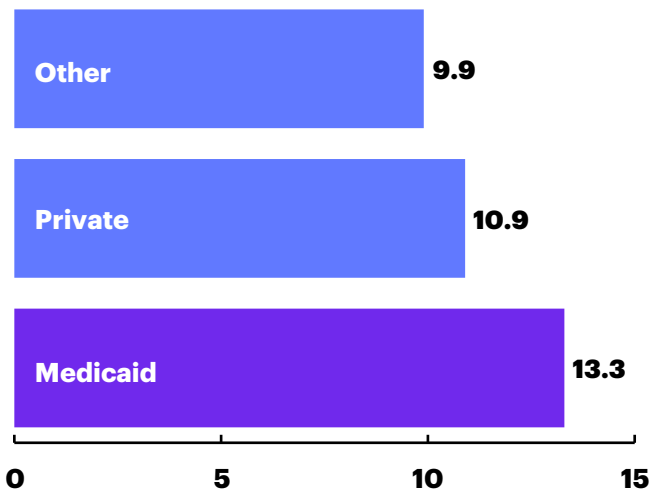
**Note:** The change in 2024 was not a statistically significant ( $P < 0.05$ ) increase or decrease compared to 2023. Statistical significance means the difference is unlikely to be due to chance and likely reflects a meaningful change, though it may not always be large.

## The data below illustrates differences in preterm birth rates by race/ethnicity and insurance type, which may reflect broader social and economic factors

Preterm birth rate by maternal race/ethnicity, 2022-2024



Preterm birth rate by insurance type, 2022-2024



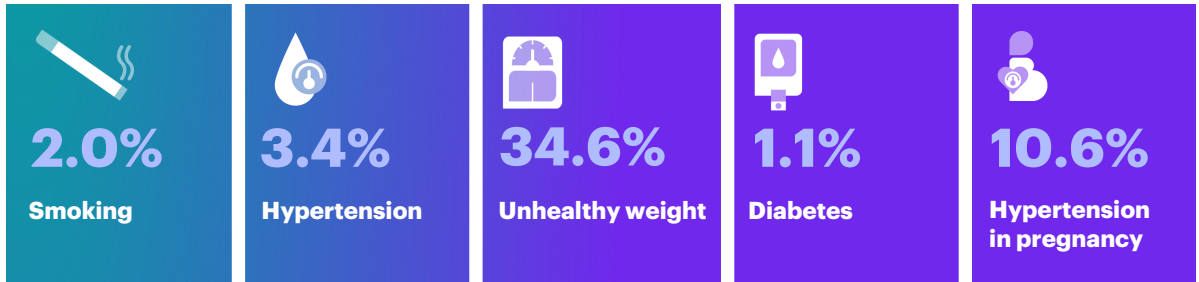
**Note:** These data can serve as a starting point for discussions about addressing disparities caused by community factors and experiences. Preterm birth rates for "other" insurance types: self pay: 9.6%; Tricare: 9.4%; Indian Health Service: N/A; and all other types: 11.7%.

**Source:** National Center for Health Statistics, Natality data, 2014-2024.

# Georgia

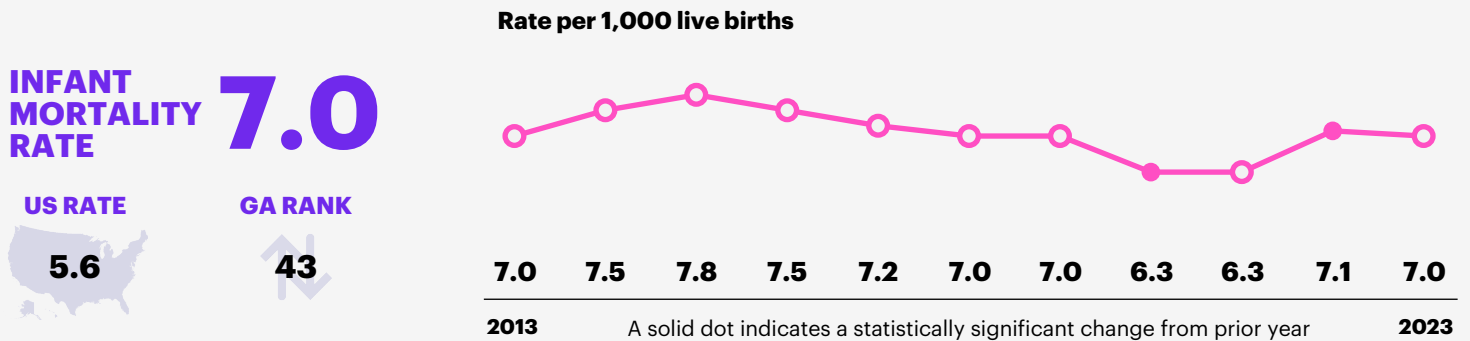
## Some health conditions make people more likely to have a preterm birth or experience other poor birth outcomes

The tiles display the percentage of all live births exposed to each condition in 2024.



**Note:** More than one factor can occur at the same time. Hypertension, diabetes, smoking, and unhealthy weight occur prior to pregnancy. US percentages are as follows: smoking: 3.0%; hypertension: 3.4%; unhealthy weight: 34.8%; diabetes: 1.3% and hypertension in pregnancy: 10.4%.

## The infant mortality rate did not improve in the last decade; in 2023, 874 babies died before their first birthday

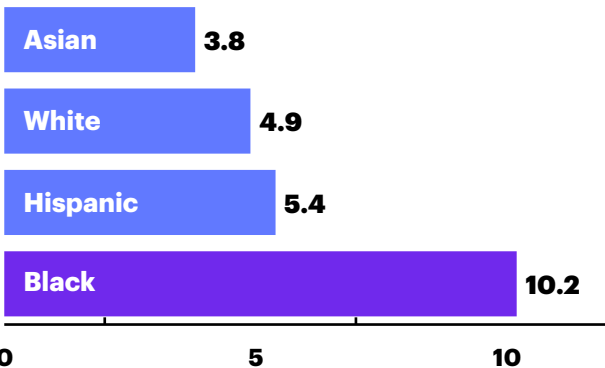


**Note:** The change in 2023 was not a statistically significant decrease compared to 2022.

## The infant mortality rate among babies born to Black moms is 1.5x the state rate

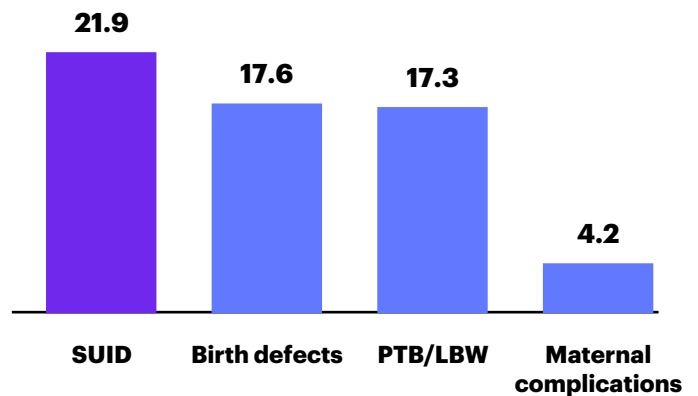
### Infant mortality rate by maternal race/ethnicity

Rate per 1,000 live births, 2021-2023



### Leading causes of infant death

Percent of total deaths by underlying cause, 2021-2023



**Note:** PI = Pacific Islander; AIAN = American Indian/Alaska Native; PTB/LBW = preterm birth and low birth weight; SUID = sudden unexpected infant death. Other causes account for 39.0% of infant deaths. Leading causes of infant death chart was updated on February 2026.

**Source:** National Center for Health Statistics, Period Linked Birth/Infant Death data, 2013-2023.

# Georgia

## The rate of inadequate prenatal care among babies born to Pacific Islander moms is 2.1x the state rate

**20.6**  
PERCENT



### INADEQUATE PRENATAL CARE

Percentage of babies whose mom received care beginning in the fifth month or later or less than 50% of the appropriate number of visits for the infant's gestational age.

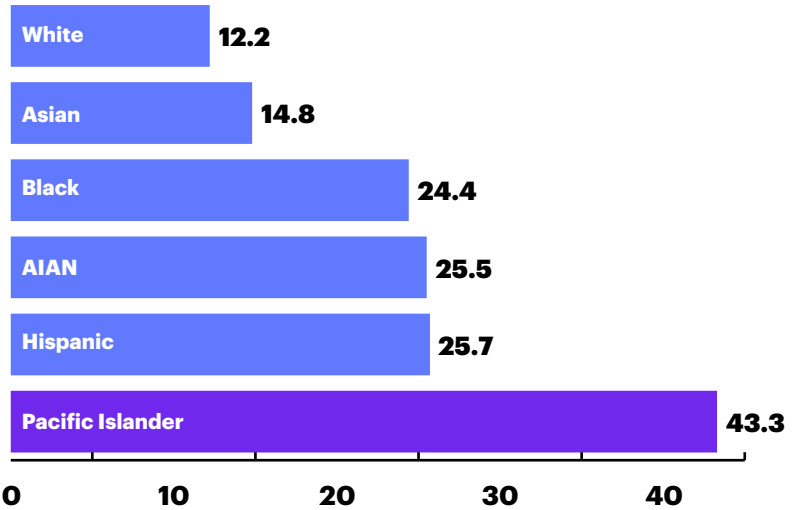
**70.5**  
PERCENT



### FIRST TRIMESTER INITIATION OF PRENATAL CARE

Percentage of babies whose mom started prenatal care in the first trimester of pregnancy.

Inadequate prenatal care by maternal race/ethnicity, 2022-2024



**Note:** PI = Pacific Islander; AIAN = American Indian/Alaska Native.

## The measures below are important indicators for the health of pregnant and postpartum women in Georgia

**28.2**  
PERCENT



### LOW-RISK CESAREAN BIRTH

Percentage of Cesarean births for first-time moms, carrying a single baby, positioned head-first, and at least 37 weeks pregnant.

**99.7**  
PER 10,000 HOSPITAL DELIVERIES



### SEVERE MATERNAL MORBIDITY

Rate of unexpected outcomes of labor and delivery that result in significant short or long-term health consequences.

**30.4**  
PER 100,000 BIRTHS



### MATERNAL MORTALITY

Rate of death from complications of pregnancy or childbirth that occur during the pregnancy or within six weeks after the pregnancy ends.

**Sources:** National Center for Health Statistics, Natality data, 2024; National Center for Health Statistics, Mortality data, 2019-2023; HCUP Fast Stats. Healthcare Cost and Utilization Project (HCUP). December 2024. Agency for Healthcare Research and Quality, Rockville, MD. <https://datatools.ahrq.gov/hcup-fast-stats>.

	Preterm birth	Infant mortality	Low-risk Cesarean	Adequate PNC*	Severe maternal morbidity	Maternal mortality
<b>Measure</b>	11.8%	7.0	28.2%	73.2%	99.7	30.4
<b>Rank</b>	45th of 52	43rd of 52	41st of 52	41st of 52	30th of 47	36th of 48
<b>Direction†</b>	No change	Improved	Improved†	Worsened†	Improved	Improved
<b>HP2030 Target</b>	9.4% of live births	5.0 deaths per 1k births	23.6% of low-risk births	80.5% of live births	64.4 per 10K hospital deliveries	15.7 deaths per 100K births

**Note:** \*Measure differs from inadequate PNC. Adequate is presented to align with Healthy People 2030 target. Rank determined for all states with available data with 1 being the best. †Denotes statistically significant change from prior year ( $P < 0.05$ ). See [Technical Notes](#) for details.

# Georgia

## Adoption of the following policies and programs, along with sufficient funding, is critical to improving maternal and infant health in Georgia

All efforts were assessed on 9/26/2025.



### MEDICAID EXTENSION

State has extended coverage for women to one year postpartum.



### MEDICAID EXPANSION

State has adopted this policy, which allows for greater access to preventive care before, during, and after pregnancy.



### DOULA REIMBURSEMENT

State Medicaid agency is actively reimbursing doula care.



### PAID FAMILY LEAVE

State has required employers to provide a paid option for families out on parental leave.



### MENTAL HEALTH

State requires clinicians to screen Medicaid insured women for postpartum depression during a well-child visit and reimburses for the screening.



### MATERNAL MORTALITY REVIEW

State has a maternal mortality review committee to understand causes of deaths, identify preventive factors, and recommend changes to improve care and save lives.

#### Legend



State has the indicated program/policy



State reimburses up to \$1,500



State is progressing legislation but not yet active



State does not have the indicated program/policy

## Georgia's Medicaid program, **Georgia Medicaid**, covered 52,967 births in 2024



# 41.9

PERCENT

LIVE BIRTHS PAID BY MEDICAID

March of Dimes recognizes the vital importance of Medicaid, which pays for 4 in 10 deliveries nationwide (as high as 62% in some states). Access to Medicaid coverage ensures that individuals can receive preventive services and other clinical care before, during, and after pregnancy.

Given Medicaid's critical role in supporting maternal, infant, and child health, March of Dimes urges states to:

- Maintain or expand eligibility and benefits for pregnant and postpartum individuals, caregivers, and children.
- Ensure that Medicaid enrolled moms and babies continue receiving care without disruption during the implementation of policy changes.
- Clearly communicate any policy changes, including work requirements, address verification, frequent eligibility reviews, and retroactive coverage limits, and allow ample time for contacting and completion of updates.
- Increase access to care in communities impacted by hospital closures or maternity care deserts.
- Increase access to evidence-based, quality telehealth services and technology, including remote monitoring, and support alignment of reimbursement across payers.
- Provide sufficient reimbursement to all providers to encourage participation in Medicaid programs.

**Note:** See [Policy and Program Booklet](#) for more details.

**Source:** National Center for Health Statistics, Natality data, 2024.